

For Immediate Release



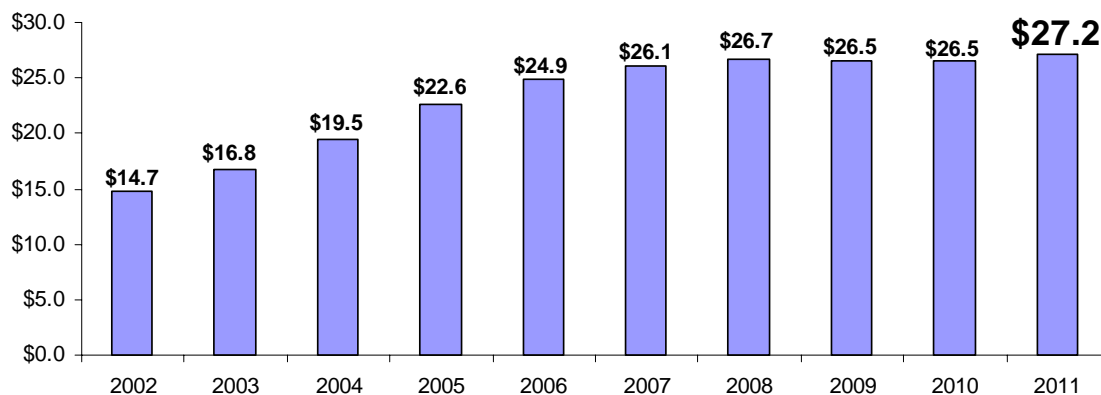
Contact: Paxton Myers
(202) 632-7003

2011 Indian Gaming Revenues Increased 3%

Washington, DC July 17, 2012 —Today the National Indian Gaming Commission (NIGC or Commission) Chairwoman Tracie Stevens released data showing revenues generated by the Indian gaming industry in 2011 totaled \$27.2 billion.

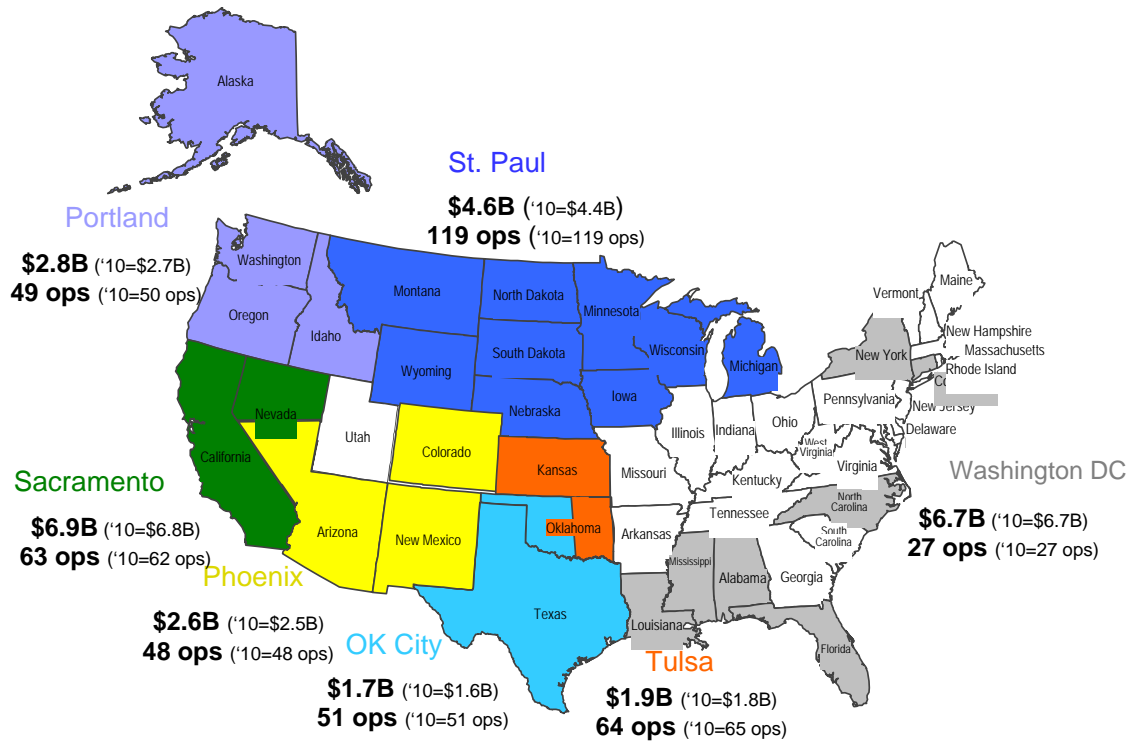
The 2011 Gross Gaming Revenue (GGR) is calculated on the 421 independently audited financial statements submitted by 237 gaming tribes. The 2011 GGR of \$27.2 billion represents a 3% growth in revenue as compared to 2010 reported GGR of \$26.5 billion. Overall Indian gaming revenues stabilized over the past two years and the GGR growth in 2011 marked the first increase for the industry since 2008.

The table below shows the revenues trend over the past 10 years. Revenue numbers are in billions.

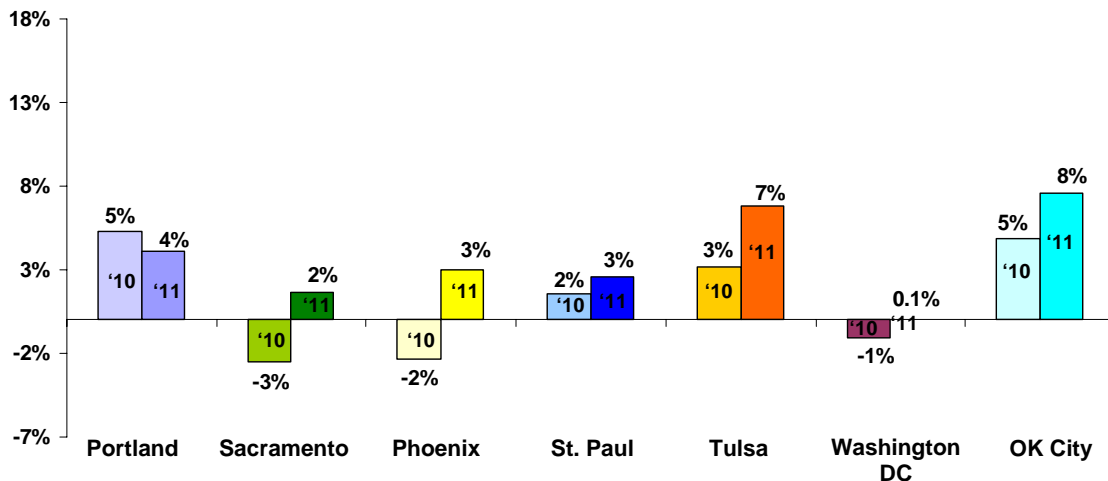


The Indian gaming community primarily consists of tribes generating much needed revenue each year through small and moderate gaming operations. In 2011, 56% of Indian gaming operations reported gaming revenue less than \$25 million. 138 of these operations generated gaming revenue less than \$10 million.

The overall GGR growth in 2011 is attributable to 65% of the operations which reported an increase in gaming revenues. Of these operations, approximately 65% showed moderate growth of less than 10%.



The map shown above illustrates the seven NIGC regions across the country. For 2011, all seven regions experienced growth and the largest growth in GGR occurred within the Oklahoma City region, which includes 51 gaming operations in western Oklahoma and Texas; and the Tulsa Region, which includes 64 gaming operations in Kansas and eastern Oklahoma.



Revenue calculations are based on the independent audit reports NIGC receives annually from tribes conducting gaming operations in accordance with IGRA. The 2011 GGR information was compiled from Indian gaming operations audited financial statements received by the NIGC through June 20, 2012. Gaming revenues represent the net win from gaming activities which is the difference between gaming receipts and payouts.

Additional charts and graphs can be found on the NIGC website, www.nigc.gov.

The NIGC is an independent regulatory agency established within the Department of the Interior pursuant to the Indian Gaming Regulatory Act of 1988.

###